

VYARA TILES LIMITED

(Formerly known as Vyara Tiles Private Limited)

CIN: U26930GJ1989PLC011911

Reg. office: 903-904, Rajhans Montessa, Nr. Le Meridian Hotel, Dumas Road
Magdalla, Surat, Gujarat - 395 007

Email Id: cs@vyaratiles.in; Ph. No.: +91 261-2471595


CERTIFIED TRUE COPY OF THE RESOLUTION PASSED AT THE MEETING OF THE BOARD OF DIRECTORS OF VYARA TILES LIMITED (FORMERLY KNOWN AS VYARA TILES PRIVATE LIMITED) HELD ON TUESDAY THE 06TH DAY OF MAY, 2025 AT 11:00 A.M. AT THE REGISTERED OFFICE OF THE COMPANY AT 903-904, RAJHANS MONTESSA, NR. LE MERIDIAN HOTEL, DUMAS ROAD, MAGDALLA, SURAT, GUJARAT - 395 007.

APPROVAL OF THE KEY FINANCIAL INDICATORS FOR THE PERIOD ENDED ON DECEMBER 31, 2024 AND FISCAL YEAR ENDED ON MARCH 31, 2024, 2023 AND 2022

“RESOLVED THAT pursuant to the provisions of Securities and Exchange Board of India (Issue of Capital and Disclosure Requirements) Regulations, 2018 (“SEBI ICDR Regulations”), and any other provisions if any (including any statutory modification(s) or re-enactment(s) made thereof) the Board hereby approves, Financial (based on restated financials) and Operational Key Performance for the period ended on December 31, 2024 and fiscal year ended on March 31, 2024. The details are as follow:

1. Financial KPIs of the Company (Based on Restated Financial Statements)


Sr. No.	KPI	Financial Year 2021-22	Financial Year 2022-23	Financial Year 2023-24	Nine-month ended December 31, 2024
1	Revenue from operations	6,220.57	8,227.00	9,357.30	8456.20
2	Growth in Revenue from Operations %	-	32.25%	13.74%	- **
3	EBITDA*	877.61	1305.51	1711.06	1,714.86
4	EBITDA Margin %	15.11%	16.66%	22.30%	20.91%
5	EBITDA Growth Period on Period %	71.15%	45.80%	52.26%	-
6	Return on Capital Employed %	12.72%	14.61%	17.85%	14.86%
7	Current Ratio	0.74	0.68	0.96	1.19
8	Operating Cash flow	1047.48	1003.77	1482.61	990.71
9	PAT	284.54	434.51	851.22	710.76
10	Return on Equity %	16.62%	21.93%	31.42%	19.93%



11	EPS	2.38	3.63	7.11	5.89
12	Debt to Equity (Leverage) Ratio	1.32	1.41	0.93	0.94


Notes:

1. **Revenue from operations:** Traced the components from the audited restated financial information.
2. **Growth in Revenue from Operations:** Traced the components from the audited restated financial information. Recomputed the Growth % and also verified the mathematical / arithmetical accuracy of the amounts, total, percentage and ratio forming part of the KPIs.
3. **EBITDA:** Traced the components of EBITDA and Total Income from the audited restated financial information.
4. **EBITDA Margin %:** Compared / traced the components of EBITDA and Revenue of operations from the audited restated financial information. Recomputed the EBITDA Margin % and also verified the mathematical / arithmetical accuracy of the amounts, total, percentage and ratio forming part of the KPIs.
5. **EBITDA Growth Rate %:** Traced the components from the respective audited restated financial information. Recomputed the EBITDA Growth % and also verified the mathematical / arithmetical accuracy of the amounts, total, percentage and ratio forming part of the KPIs.
6. **Return on Capital Employed %:** Compared / traced the components of EBIT and Capital Employed from the audited restated financial information. Recomputed the Return on capital employed % also verified the mathematical / arithmetical accuracy of the amounts, total, percentage and ratio forming part of the KPIs
7. **Current Ratio:** Traced the components from the audited restated financial information. Recomputed the Growth % and also verified the mathematical / arithmetical accuracy of the amounts, total, percentage and ratio forming part of the KPIs
8. **Operating Cash flow:** Traced the components from the audited restated financial information.
9. **PAT:** Traced the components from the audited restated financial information.
10. **Return on Equity %:** Compared / traced the figures of Net Profit after Tax and Total Equity from the audited restated financial information. Recomputed the Return on equity % and also verified the mathematical / arithmetical accuracy of the amounts, total, percentage and ratio forming part of the KPIs.
11. **EPS:** Traced the components from the audited restated financial information.



*12. **Debt to Equity (Leverage) Ratio:** Compared / traced the figures of Total Debt and Total Equity from the audited restated financial information. Recomputed the Ratio and also verified the mathematical / arithmetical accuracy of the amounts, total and ratio forming part of the KPIs.*

For VYARA TILES LIMITED



Mehul Padamkumar Jain

Managing Director

DIN: 00119612

Add: 9/B, Ratna Anushri Appartments

Near Umrigar School, SVR College, Umra

Surat, Gujarat – 395 007

Date: 06.05.2025

Place: Surat